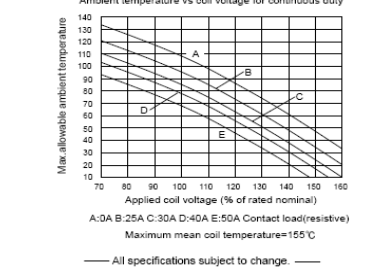
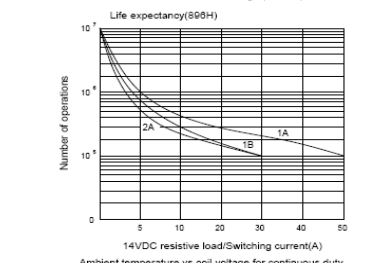
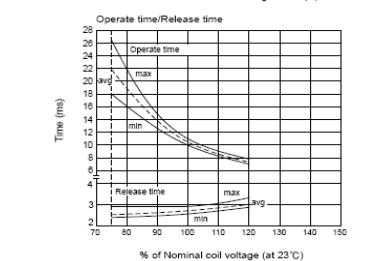
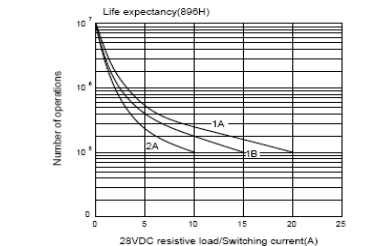
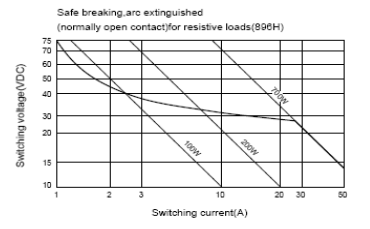


**Engineering Data**



**Coil Rating(DC)**

Rated voltage (V)	Rated current (mA)	Coil resistance (Ω)	Max. continuous Voltage at 85°C (1)	Pick up voltage(Max) at 23°C	Drop out voltage(Min) at 23°C	Power consumption at rated voltage
12	133	90	120 % of rated voltage	65 % of rated voltage	10 % of rated voltage	approx. 1.6W

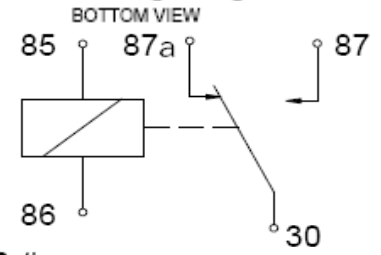
Notes : (1) Without switching the load.

**Specification**

Contact material	AgSnO alloy	
Contact voltage drop (1)	Typ. 50mV at 10A	
Insulation resistance (1)	20MΩ Min. (DC 500V)	
Operate time (1)	20ms Max.	
Release time (1)	20ms Max.	
Dielectric strength (1)	Between open contact	: AC 500V , 50/60Hz 1 min.
	Between contact and coil	: AC 500V , 50/60Hz 1 min.
Vibration resistance	Operating extremes	10~55Hz , amplitude 2mm
Shock resistance	Operating extremes	10G
	Damage limits	100G
Life expectancy	Mechanical	10,000,000 operations (frequency 18,000 operations/hr)
	Electrical	100,000 operations (frequency 1,200 operations/hr)
Temperature range	Operating	-40~+125°C (no freezing)
Weight	Approx. 40 g	

Note : (1) initial value

**Wiring Diagram**



**Contact Rating**

Resistive load	NO : 50A 14VDC, 20A 28VDC
	NC : 30A 14VDC, 15A 28VDC

\*Part not drawn to scale.

**Uncontrolled copy**



**DESCRIPTION**

Change Over Relay w/Mounting Bracket

Date: 12/01/08

**PART NO: 73984**